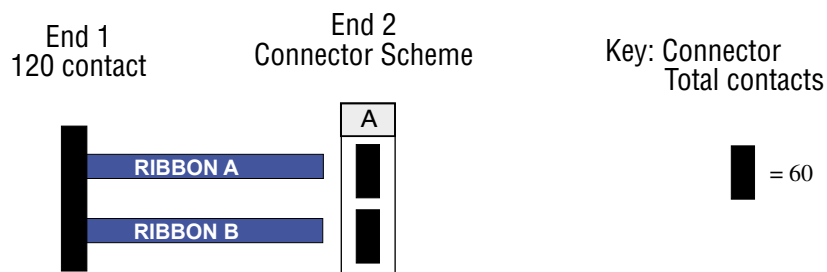


MICTOR SB .5mm (Samtec QSH/QTH) 120 contact Splitter Assembly

POLICY
Splitter assemblies are considered "custom," non-returnable items. Tyco Electronics does not take responsibility for any errors in configuration based on customer specifications entered on this form.

NOTE: Splitter assemblies are those with a single connector on End 1 and multiple connectors on End 2.

Step 1: The only End 2 connector scheme available is: A



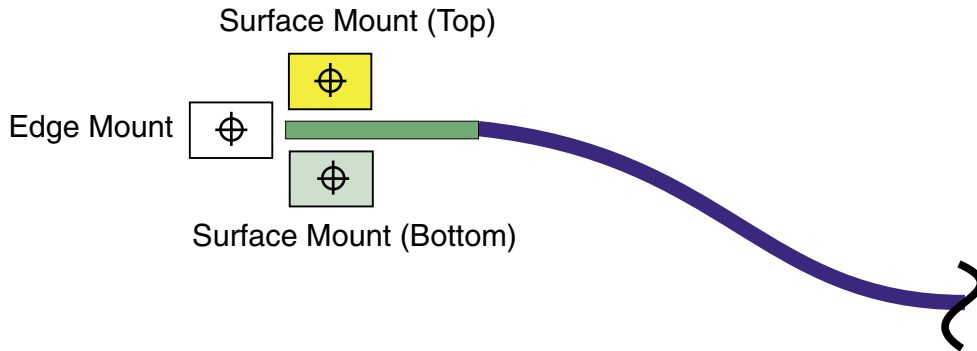
Step 2: Enter the length for each coax ribbon: Ribbon A cm
 Ribbon B cm

NOTE: Each End 2 connector can have a different ribbon length.

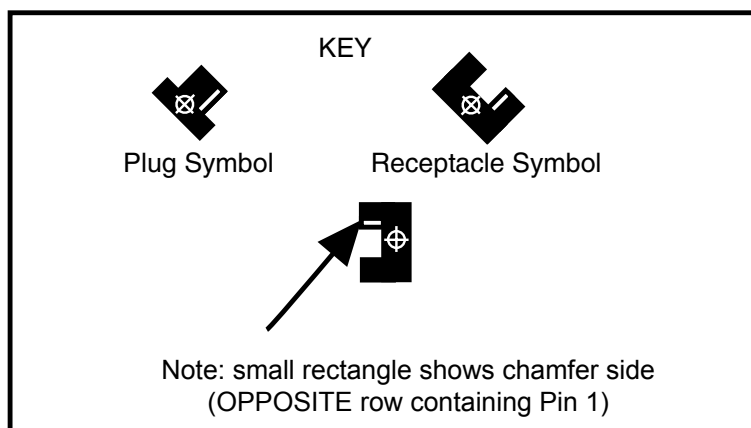
NOTE: The overall length for each connector will be approximately 2-3 cm longer due to added length of connector and housing.

MICTOR SB .5mm (Samtec QSH/QTH) 120 contact Splitter Assembly

Step 3: For End 1, enter the orientation of the 120 contact connector based on the table below:

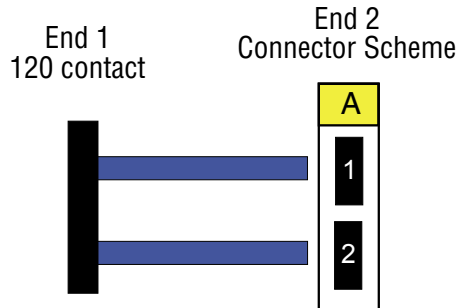


A	B	C	D
E	F	G	H
J	K	N	P



MICTOR SB .5mm (Samtec QSH/QTH) 120 contact Splitter Assembly

Step 4: Using a column in the table below corresponding to the Connector Scheme chosen in Step 1, enter the letter corresponding to the correct connector orientation for each connector on End 2.



Connector Orientation End 2

A	B	C	D
E	F	G	H
L	M	R	S

Note: All assemblies assume 1-1 mapping.

Orientation: Connector 1
 Connector 2

Customer Approval: _____ **Date:** _____

Phone Number: _____ **Company:** _____

Fax completed form to: 1-503-328-7087
Attn: Tom Dersch 1-503-673-4593